



Cedar Lodge Allington, Chippenham, SN14 6LW

£758,000

An exceptional, well-maintained bungalow with spacious, light and airy living rooms, three/four bedrooms, two bathrooms, one of which is ensuite with bath and walk-in wetroom area. The property is located in a small, quiet village that has conservation status and historic links, and is only three miles from Central Chippenham with its mainline rail and motorway links. The property is not overlooked, is surrounded by organically managed farmland and is situated in its own generous plot of land, with double garage and off-road parking. It enjoys splendid rural views on all sides and is located on a quiet lane, ideal for cycling and walking, with several local walks across fields and to mature woodland.

Cedar Lodge

An Individual Detached Village Home with Generous Gardens, Double Garage & Countryside Views to the Rear

The property is pleasantly situated in a rural location, offering a peaceful setting whilst remaining well placed for access to the M4 motorway. Chippenham railway station is within easy reach and provides regular direct services to London Paddington, making the property ideal for those wishing to commute. The home offers well-proportioned and adaptable accommodation, arranged to suit a variety of needs.

The property is entered via an entrance hall with attractive oak flooring and roof lights, creating a bright and welcoming first impression.

The sitting room provides a comfortable principal reception space, with doors leading through to the dining room, study, and kitchen. The study offers a useful additional reception room, ideal for home working or it could be utilised as a further double bedroom.

The kitchen is fitted with a range of units and includes an electric oven, gas hob with extractor over, dishwasher, and space for further appliances. A stable door leads through to the utility room, which provides additional storage, plumbing for appliances, and houses the oil-fired boiler, with access to the rear garden.

The dining room enjoys a pleasant outlook and opens into the conservatory, which benefits from a triple aspect and French doors leading out to the garden, providing an excellent space for both everyday use and entertaining.

Bedroom one benefits from French doors opening onto the garden, built-in storage, and an well sized en-suite with both bath and en suite shower. Two further double bedrooms are served by a family bathroom fitted with a bath and shower over, wash hand basin and toilet.

The gardens are a particular feature of the property, being laid mainly to lawn with a variety of mature trees, hedging, fruit trees and well-stocked borders. There is a patio area, raised beds and fruit cages, and the garden backs directly onto open fields, enjoying a high degree of privacy. A useful outbuilding/workshop is situated within the garden, with power connected and additional storage space, currently utilised as a dark room.

To the front there is further garden space, together with access to the double garage, which is fitted with two up and over doors, power and light, and a boarded loft area providing additional storage.

There is ample gravelled driveway parking for the whole family.

Entrance Hallway



Sitting Room



Bedroom Four/Study



Dining Room



En Suite



Conservatory

Kitchen/Breakfast Room



Bedroom Two



Utility Room

Bedroom One



Bedroom Three



Bathroom



The property is situated within a conservation area, is heated by an Oil fired central heating system and the drainage is connected to a septic tank.

Double Garage



Driveway

Gardens

Tenure



We are advised by the .GOV website that the property is Freehold

Council Tax

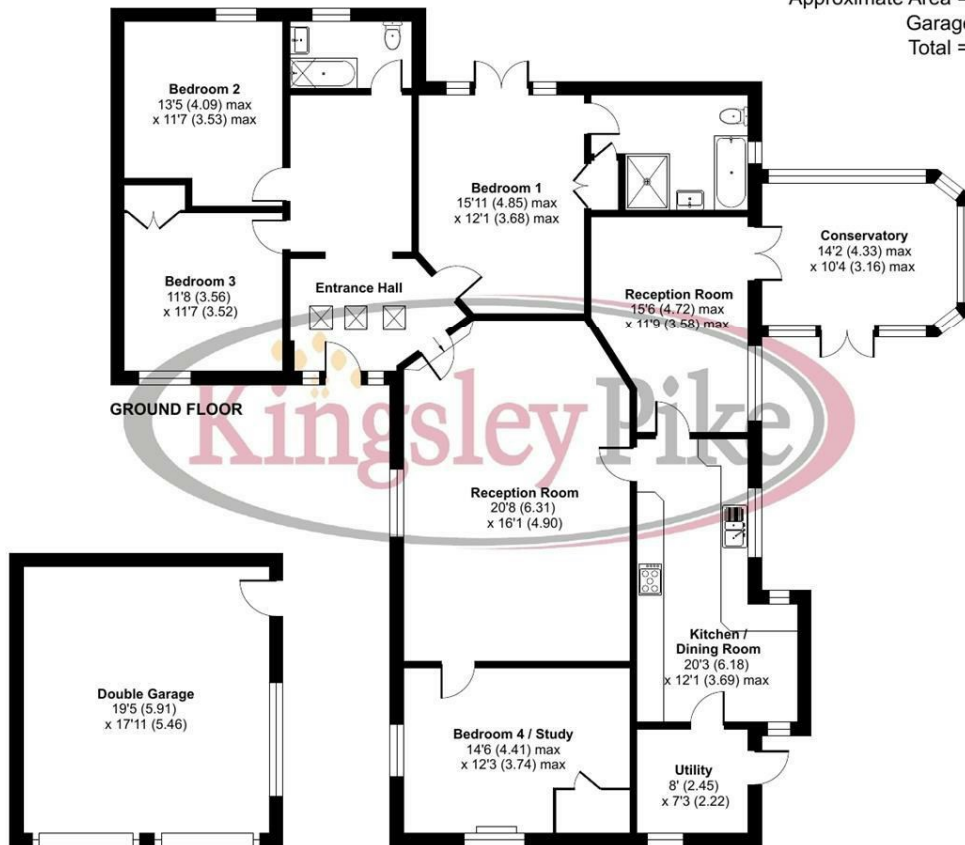
We are advised by the .GOV website that the property is Band F.

Agents Notes

Floor Plan

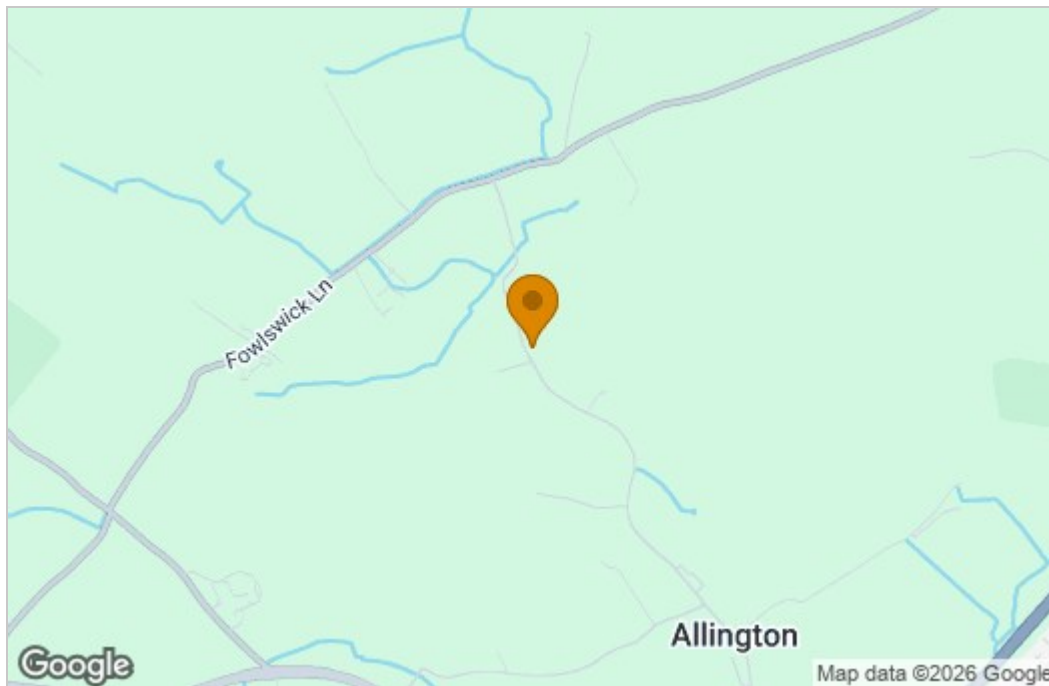
Cedar Lodge, Allington, Chippenham, SN14

Approximate Area = 2060 sq ft / 191.3 sq m
 Garage = 347 sq ft / 32.2 sq m
 Total = 2407 sq ft / 223.5 sq m
 For identification only - Not to scale

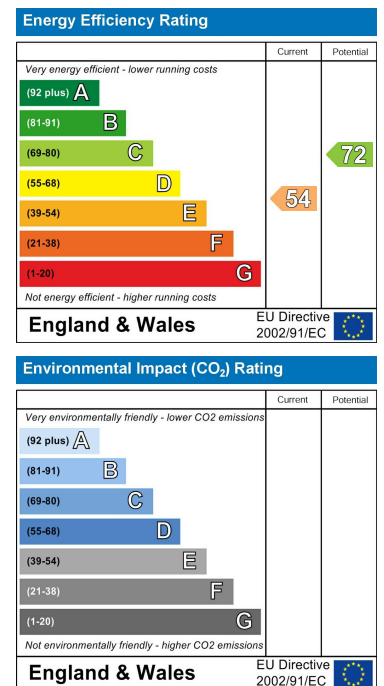


Floor plan produced in accordance with RICS Property Measurement 2nd Edition, incorporating International Property Measurement Standards (IPMS2 Residential). © nichecom 2026. Produced for Kingsley Pike. REF: 1439511

Area Map



Energy Efficiency Graph



These particulars, whilst believed to be accurate are set out as a general outline only for guidance and do not constitute any part of an offer or contract. Intending purchasers should not rely on them as statements of representation of fact, but must satisfy themselves by inspection or otherwise as to their accuracy. No person in this firm's employment has the authority to make or give any representation or warranty in respect of the property.